

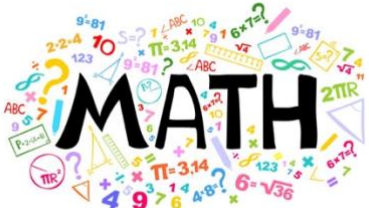
**Opal Base
Overview of
Learning.**

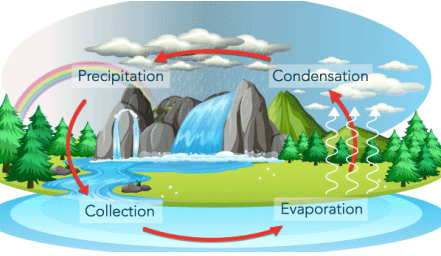



This term we are learning about
"Who are we?"



Our Change Maker principle,
this term is 'Bravery'



English	Maths	Science	Computing	PSHE/RSE
<p>Our book focus this half term is - Everest</p> <p>The children will be working on their independent reading skills, improving fluency and confidence when reading out loud to peers.</p> <p>Your young people will be:</p> <ul style="list-style-type: none"> - Making predictions - Making character profiles - Making setting descriptions - Retrieving key information - Writing an overview of the text - Summarising the story whilst improving their knowledge of the text. <p>SPAG focus - improving confidence of basic SPAG skills.</p> <p>Reading comprehension - encouraging retrieval of information to answer questions.</p> <p>Daily spelling practice and a weekly spelling test to improve skills.</p>	<p>Our focus in Maths for most this half term is adding and subtracting decimals.</p> <p>Times table practice - main focus on their 2,3,4,5 and 10 developing these skills with regular practice weekly.</p> <p>Familiarity of the four operations + - x ÷.</p> <p>For most of your young people, they will be attempting some arithmetic maths questions. And some reasoning questions preparing them for their SATS.</p> <p>Using their mathematical knowledge and methods to help adding and subtracting to 20.</p> 	<p><u>Year 6 Biology</u></p> <p>Describe how living things are classified according to common characteristics and based on similarities and differences.</p> <p>Reporting and presenting findings.</p> <p>Use common characteristics to group living things such as animals and plants.</p> <p>Identify the four main groups of plants</p> <p>Classify animals as vertebrates or invertebrates as well as understanding what these words mean, recapping knowledge from last half term.</p>	<p><u>Photo Editing in Photopea</u></p> <p>Understand what photo editing is and what it does.</p> <p>Look at before-and-after edited photos discussing reasons for photo editing.</p> <p>Learn how to crop and resize images.</p> <p>Add simple text and use the brush or shape tools.</p> <p>Demonstrate adding names or captions to images.</p> <p>Use brush or shape tools to add decorations.</p> <p>Apply colour filters and basic adjustments.</p> <p>Share projects with peers and give simple positive feedback.</p>	<p>Enrichment and enhancement</p> <p>The children will be looking at:</p> <ul style="list-style-type: none"> - Things we are good at. - Kind and unkind behaviours - People who are special to us <p>We will be:</p> <ul style="list-style-type: none"> - Helping students recognise their strengths and areas for improvement. - Identifying their hopes and dreams for the future. - Thinking about short-term goals, mid-term dreams and long-term hopes. - Describing what we can do (including whom to tell) if we witness or experience hurtful behaviour or bullying. - Exploring how special people help us through different stories we read.

Geography & History	Art and DT	PE & Music	MFL & RE
<p><u>Raging Rivers and The Water Cycle.</u> We will be learning: -Where does our water come from? -How to explain the water cycle. -To locate the key rivers of the UK. -To describe and understand key aspects of physical geography -To locate the key rivers of the world -To locate the world's countries, using maps to focus on Europe, North and South America -I can describe the key features of a river system. -I can describe the key features of a river system. -I can use atlases and maps to identify the key features of a river system -I can describe ways rivers are used -I can explain the impact of damming rivers.</p>  <p><u>Mayan Civilisation</u> -Understand where and when the Mayan civilisation existed. -Learn about their homes and cities. -Understand what the Mayans wore. -Learn about the food the Mayans ate. -Learn about Mayan writing system. -To understand the key aspects of Mayan day to day life.</p>	<p><u>Introduction to South and Central American Art</u> Explore the key features and symbolism of South and Central American art.</p> <p>Recreate and adapt Aztec Sun Stone motifs using drawing techniques.</p> <p>Design and construct a colourful carnival mask inspired by South American traditions.</p> <p>Work collaboratively to create a mural showcasing learning about American art.</p>  <p><u>Design Technology -</u> To investigate the structure, materials, and function of traditional Mayan homes.</p> <p>To create design criteria for a model Mayan home and produce detailed, labelled designs.</p> <p>To construct the structure of the home using appropriate techniques followed by attaching the roof to reinforce the building.</p> <p>To be able to critically evaluate design against criteria and user needs.</p> 	<p><u>Music</u> In music we will be learning to play the melodies of favourite songs on chime bars or keyboards. We will learn some music theory on note names and lengths and where notes sit on the stave.</p> <p><u>Physical Education</u> Introduction to the concept of invasion games, focusing on a simplified tag game where students learn basic rules.</p> <p>Understand the fundamental rules and objectives of invasion games.</p> <p>Practise passing and catching in pairs and small groups, using soft balls and bean bags to accommodate sensitivities.</p> <p>Techniques for effective and controlled passing and catching.</p> <p>Strategies for movement, positioning, and use of space in games.</p> <p>Activities designed to improve verbal and non-verbal communication, including role play and visual signals during gameplay.</p> <p>Working on team work and how to play fairly and effectively when following the rules.</p>	<p>In Spanish this half term your young people will be looking at: -Days of the week -Colours -Months of the year -Classroom instructions -Numbers</p> <p>-To recognise, recall and spell the 7 days of the week in Spanish. -To learn 10 key colours in Spanish. =To recognise, recall and spell the 12 months of the year in Spanish. -To recognise, understand and recall common classroom instructions in Spanish. -To learn numbers 1-20 in Spanish.</p>  <p><u>RE</u> In RE young people will be focusing on</p>

