





Jade Base


This term we are learning about "What can we learn from space?"

What can we learn from space?

Our Change Maker principle, this term is 'Love'



English	Maths	Science	Computing	PSHE/RSE
<p><u>Story focus:</u> The Tiger who came to tea A Long Way Home</p> <ul style="list-style-type: none"><li>• Introduce fantasy stories and discuss their characteristics.</li><li>• Read aloud an age-appropriate fantasy story, engaging the young people in discussions about the story.</li><li>• Identify and discuss story elements, such as characters, setting, problem and resolution.</li></ul> <p><u>Non-Fiction Newspaper</u></p> <ul style="list-style-type: none"><li>• Introduction to Newspapers</li><li>• The purpose of newspapers.</li><li>• Explore different sections such as headlines, articles, pictures, and captions.</li><li>• Explain the roles of journalists</li><li>• Creating News Articles</li></ul> 	 <ul style="list-style-type: none"><li>• Number quantity</li><li>• Confidently counting 1-20 and beyond</li><li>• Using objects to make a pattern</li><li>• Recognising small and big</li></ul> <p><u>Addition and Subtraction</u></p> <ul style="list-style-type: none"><li>• Addition - adding together</li><li>• Subtraction</li><li>• Add or subtract 1 or 2</li><li>• Fact families</li></ul> <p><u>Shape</u></p> <ul style="list-style-type: none"><li>• Recognise and name 3D shapes</li><li>• Patterns with 2D and 3D shapes</li></ul> <p><u>Multiplication and Division:</u></p> <ul style="list-style-type: none"><li>• Recognise and Make equal groups</li><li>• Multiplication sentences</li></ul>	<p><u>Space:</u> Describe the Sun, Earth and Moon as approximately spherical bodies</p> <ul style="list-style-type: none"><li>• Describe the movement of the Earth, and other planets, relative to the Sun in the solar system</li><li>• Describe the movement of the Moon relative to the Earth and model this using equipment.</li><li>• Use the idea of the Earth's rotation to explain day and night and the apparent movement of the sun across the sky.</li><li>• I can explain why night and day occur at different times in different places on Earth.</li></ul>	 <p><u>E-safety &amp; Digital Citizenship</u></p> <p>This year's Safer Internet Day theme is "<b>Together for a Safer Internet</b>"</p> <ul style="list-style-type: none"><li>• We will raise awareness around the internet and how it has revolutionised our lives.</li><li>• How we communicate with each other through the internet and what the correct etiquette for this should be</li></ul>	<p><u>Belonging to a community</u></p> <ul style="list-style-type: none"><li>• Learn about living in a community, the rules and laws within society.</li><li>• Learn about human rights.</li><li>• Begin learning about prejudice and discrimination</li><li>• Learn about rights and responsibilities e.g. the right to education, responsibility to learn.</li><li>• Show compassion for the environment and living things.</li></ul> 



	<ul style="list-style-type: none"> <li>• 2, 5, 10 times tables</li> <li>• Multiplying and dividing by 2, 5 and 10.</li> </ul>			
--	---	--	--	--

<b>Geography &amp; History</b>	<b>Art and DT</b>	<b>PE &amp; Music</b>	<b>MFL</b>
--------------------------------	-------------------	-----------------------	------------

**History**  
The Stuarts

Knows about the development of Church, state and society in Britain 1509-1745.

Young people will learn about:

- Charles I and his view on Monarchical rule.
- Oliver Cromwell and recall key pieces of information about who he was and what he was best known for.
- The Civil War and which main parties were included.
- The Great Plague and the Fire of London



**Geography**

**Art**

- I can use IT to create art which includes my own work and that of others
- I can use digital images and combine with other media in my art

**DT**

Make a space helmet and a space suit

- I can design a product and make sure that it looks attractive.
- I can follow a step-by-step plan, choosing the right equipment and materials.
- I can work accurately to measure, make cuts and make holes.
- I can select the most appropriate tools and techniques for a given task.



**PE**

In PE we will be exploring Gymnastics.

- Young people will learn how to use equipment and apparatus safely.
- They will explore moving in a variety of ways with control and care.
- Young people will be encouraged to copy, repeat, remember and create sequences independently and with a partner.
- They will be given time to showcase their ideas to the rest of the class.

**Music:**

- Students will be exploring the different sounds of boom

**MFL**

Say how we are feeling.

Young people will learn to say 10 colours in Spanish.

Count from 1-10 in Spanish.

Listen carefully and repeat what we hear accurately.

**RE**

The children will be studying Life and Death across different religions.

- Christening
- Birth Rituals
- Different burials
- Afterlife

<p><u>Geographical Skills and Fieldwork</u></p> <p>Young people will try to:</p> <ul style="list-style-type: none"> <li>• Use the 8 points of a compass</li> <li>• Find Four and six-figure grid references</li> <li>• Use symbols and a key to build their knowledge of the UK and the wider world.</li> </ul>	<p><u>Food Technology</u></p> <p><u>Chinese New Year</u></p> <ul style="list-style-type: none"> <li>• Understand that food is grown, reared and caught in the UK, Europe and wider world.</li> <li>• Familiarise ourselves with where food comes from.</li> <li>• Understand that seasons affect the food available.</li> <li>• Demonstrate confidence in how to use a range of techniques such as peeling, chopping, slicing, mixing, spreading, kneading and baking.</li> <li>• Follow instructions step by step.</li> </ul>	<p>whackers as well as performing in an ensemble.</p> <ul style="list-style-type: none"> <li>• They will be exploring popular pieces of music, exploring the tone as well as key ensemble skills such as performing in time and with accuracy.</li> <li>• Students will continue to develop their knowledge of the musical dimensions, commenting on these during listening activities.</li> </ul>	
---	--	--	--

